



**GATE DRIVE TRANSFORMER SM76924**

**ELECTRICAL SPECIFICATIONS AT 25°C**

URNS RATIO (1-3) : (4-6)

1 : 1 ± 2%

OCL @100kHz, 0.1V (1-3)

370µH ±20%

OCL @100kHz, 0.1V (4-6)

370µH ±20%

LEAKAGE INDUCTANCE @ 100kHz, 0.1V, (1-3)  
Short (4-6)

1.1µH TYP

DCR (1-3), (4-6)

1.00Ω MAX

POLARITY

1, 4 SAME PHASE

HIPOT (4-6) TO (1-3)

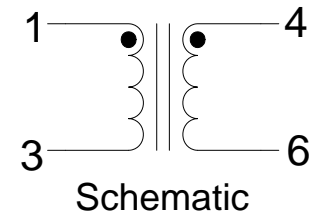
1500 VDC, 6 sec

ET

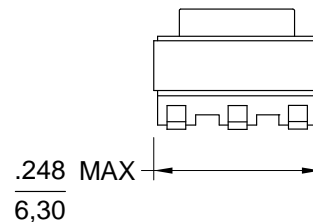
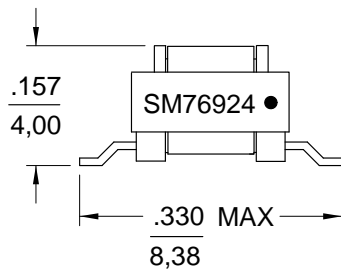
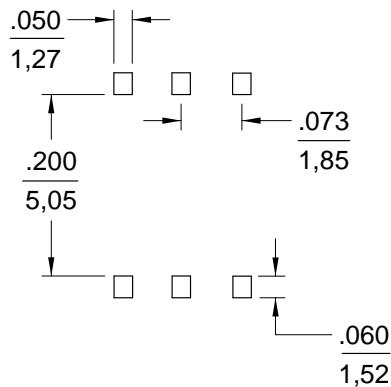
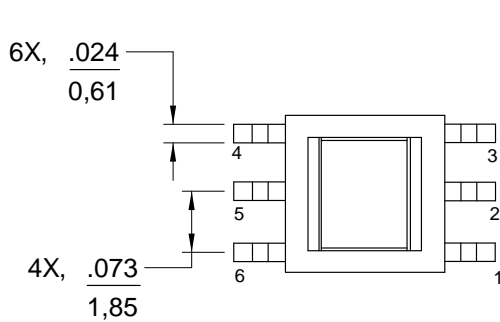
19.5 VµS

OPERATING TEMPERATURE

-40° C TO +130° C



**MECHANICAL OUTLINE**



Notes:

1. All dimensions are in inches/mm
2. Unless otherwise specified, tolerance is ± .010/0,25
3. Coplanarity is 0.004/0,102
4. For non-RoHS parts replace the SM prefix with 42- (e.g. SM76924 becomes 42-76924)
5. Terminal finish is compliant to RoHS requirements. Solder in accordance with J-STD-020D