

WIDEBAND RF TRANSFORMER

PT108-1 RF Transformer

Features

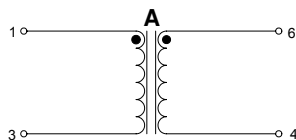
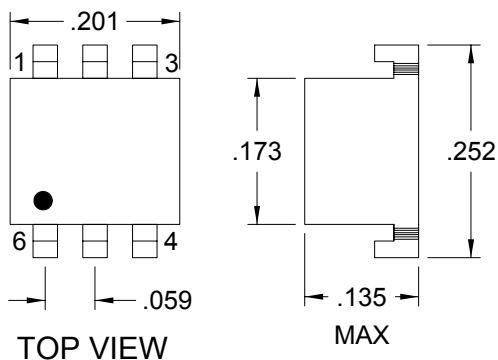
- Designed for use in Wideband R.F. Applications
- Frequency Range 4.5 to 800MHz bandwidth
- Excellent Insertion Loss
- Operating Temperature Range -40°C to +85°C
- Miniature Surface Mount Package
- Custom Impedance ratios available
- Tinned Leads with Leaded Solder is Available (note 5)



ELECTRICAL SPECIFICATIONS AT 25°C

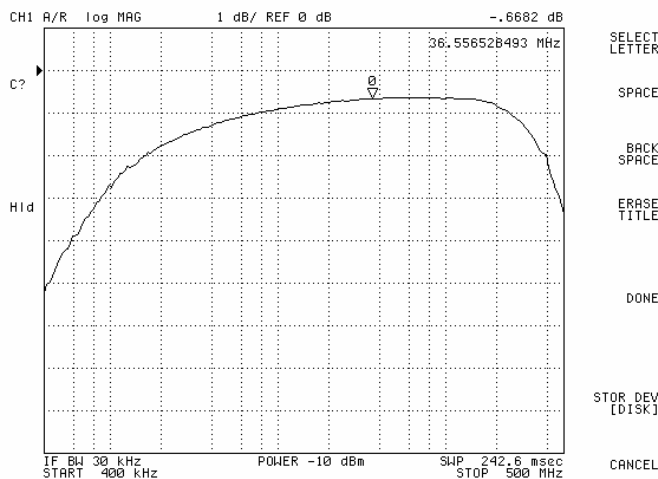
Part Number	Ratio Impedance Pri:Sec (±2%)	Turns Ratio Pri:Sec (±2%)	Bandwidth (MHz TYP)	Schematic
PT108-1	1:1	1:1	4.5-800	A

OUTLINE DIMENSIONS



Schematic

PT108-1 – Typical Insertion Loss @ 25°C



Notes:

1. Dimensions are shown in inches/millimeters
Unless otherwise specified, tolerance: ±0.010 / 0,25
2. Bandwidth specifications are typical in a 50Ω system
3. Bandwidth is referenced to mid-band loss
4. Impedance and turns ratio are specified primary : secondary
5. For non-RoHS parts replace PT prefix with 42- (e.g. PT108-1 becomes 42-108-1)
6. Terminal finish is compliant to RoHS requirements. Solder in accordance with J-STD-020C.