


Advanced Magnetic Components




Lighting | Solar Power | Aerospace | Medical Devices



Power Supplies | Instruments & Controls | Telecom

Excellence
Through
Innovation





Industrial, Commercial and Hi-Rel Magnetics Solutions

Established in 1971, Datatronic is a global leader in the development of innovative magnetics technologies and products supported through world class manufacturing, total quality management, responsive service and superior value. The company consists of two separate business units: Datatronic Distribution and Datatronics Romoland.

Datatronic Distribution manufactures a wide range of standard and custom magnetics for many industries:

- Power Supplies
- Industrial Controls
- Instrumentation
- Telecommunication
- Medical Devices
- Lighting
- Automotive



We specialize in providing customized magnetic solutions at standard pricing in production volumes for a wide range of magnetics devices:

- Switching Transformers
- Telecom Transformers
- High-Voltage Transformers
- LAN Modules and Filters
- RF Magnetics
- Power Inductors
- Delay Lines (Active and Passive)



Our expert engineers and technicians will work closely with you to develop a cost-effective magnetics solution that meets your application's circuit requirements. We'll move you rapidly from design to prototype to validation to print and manufacturing.

We are also willing to manufacture magnetic components to your own specifications and offer other cost-saving ideas.

Datatronic Distribution is qualified and/or certified to some of the industry's most demanding performance, safety and quality standards that include:

- ISO 9001:2015
- IATF 16949:2016
- UL Insulation
- Systems to 200°C



Datatronic Distribution is headquartered in Hong Kong with advanced design centers in Hong Kong and Southern California. Our state-of-the-art manufacturing facilities are located in Hong Kong, China, and Vietnam.

Datatronics Romoland is headquartered in Menifee, California. Designs for this business unit are developed and manufactured in Menifee by our experienced engineers and manufacturing team, as well as in Hong Kong in accordance with ITAR regulations.

Inductors

Shielded, SMT

Shielded SMD Inductor DR331 Series



Part No.	Size (LxWxH) mm	L μ H Range	I Rated Range (A. Max.)
DR331-7	6.60 x 4.45 x 2.92	1.0 - 10000	3.0 - 0.02
DR331-8	12.95 x 9.40 x 5.08	1.0 - 47.0	5.0 - 0.80
DR331-9	18.54 x 15.24 x 7.62	10 - 1000	3.9 - 0.53

Shielded SMD Inductor DR340 Series



Part No.	Size (LxWxH) mm	L μ H Range	I Rated Range (A. Max.)
DR340-1	12.00 x 12.00 x 8.00	1.2 - 100	9.8 - 1.7
DR340-2	12.00 x 12.00 x 4.50	3.0 - 330	7.5 - 0.5
DR340-3	12.00 x 12.00 x 6.00	10 - 1000	4.00 - 0.40
DR340-4	7.3 x 7.3 x 3.4	10 - 1000	1.68 - 0.16
DR340-5	7.3 x 7.3 x 4.5	10 - 1000	1.84 - 0.18
DR340-6	7.5 x 6.8 x 2.5	10.0 - 3900	0.700 - 0.037

Shielded SMD Inductor DR347 Series



Part No.	Size (LxWxH) mm	L μ H Range	I Rated Range (A. Max.)
DR347-2	14.50 x 10.60 x 6.00	1.0 - 47.0	5.6 - 1.0

Shielded SMD Inductor DR350 Series



Part No.	Size (LxWxH) mm	Inductance (μ H) $\pm 20\%$	I Rated Range (A. Max.)
DR350-1	7.0 x 7.0 x 2.8	3.3 - 47.0	1.60 - 0.54
DR350-2	7.0 x 7.0 x 3.0	3.3 - 100	1.80 - .035
DR350-3	7.0 x 7.0 x 3.2	3.3 - 1000	1.90 - 0.13
DR350-4	7.0 x 7.0 x 4.5	3.3 - 1000	2.50 - 0.14
DR350-5	10.0 x 10.0 x 4.5	10 - 1500	3.00 - 0.22
DR350-6	12.5 x 12.5 x 5.5	6.0 - 1500	3.60 - .029
DR350-7	12.5 x 12.5 x 6.5	2.0 - 150	10.0 - 1.0
DR350-8	12.5 x 12.5 x 7.5	1.2 - 220	13.0 - 1.3
DR350-9	6.0 x 6.0 x 2.8	4.7 - 100	1.60 - 0.42

Shielded SMD Inductor DR357



Part No.	Size (LxWxH) mm	L μ H Range	I Rated Range (A. Max.)
DR357-1	6.2 x 6.3 x 3.0	2.5 - 100	2.60 - 0.40
DR357-2	10.3 x 10.4 x 3.0	10 - 150	2.70 - 0.70
DR357-3	10.3 x 10.4 x 4.0	1.3 - 330	10.00 - 0.70
DR357-4	10.3 x 10.4 x 5.0	10 - 1000	3.45 - 0.35

Shielded SMD Inductor DR358 Series



Part No.	Size (LxWxH) mm	Inductance (μ H) $\pm 20\%$	I Rated Range (A. Max.)
DR358-1	4.7 x 4.7 x 2.0	1.0 - 39.0	1.72 - 0.30
DR358-2	4.7 x 4.7 x 3.0	1.2 - 220.0	2.56 - 0.18
DR358-3	5.7 x 5.7 x 2.0	4.1 - 100.0	1.95 - 0.36
DR358-4	5.7 x 5.7 x 3.0	2.6 - 100.0	2.60 - 0.42
DR358-5	6.7 x 6.7 x 3.0	3.0 - 100.0	3.00 - 0.54
DR358-6	6.7 x 6.7 x 4.0	3.3 - 100.0	3.50 - 0.65

Shielded SMD Inductor/Transformer DR359 Series



Part No.	Size (LxWxH) mm	L μ H Range	I Rated Range (A. Max.)
DR359-1	12.5 x 12.5 x 8.0	.047 - 1000	8.94 - 0.571


Shielded SMD Inductor DR363/DR364 Series



Part No.	Size (LxWxH) mm	L μ H Range	I Rated Range (A. Max.)
DR363	6.3 x 6.2 x 3.0	1.0 - 150	4.03 - 0.42
DR364	6.3 x 6.2 x 3.5	2.0 - 150	3.31 - 0.48

Unshielded, SMT

SMD Inductor DR331 Series



Part No.	Size (LxWxH) mm	L μ H Range	I Rated Range (A. Max.)
DR331-1	12.95 x 9.40 x 5.21	1.0 - 1000	6.8 - 0.3
DR331-2	7.00 x 4.50 x 3.20	1.0 - 1000	2.9 - 0.07
DR331-3	12.95 x 9.40 x 3.50	10 - 1000	2.0 - 0.05
DR331-4	18.54 x 15.24 x 7.11	1.0 - 1000	8.6 - 0.56
DR331-6	12.95 x 9.40 x 11.43	10 - 1000	8.0 - 0.8

SMD Inductor DR333, DR334, DR335, DR336, DR337-1, DR337 Series



Part No.	Size (LxWxH) mm	L μ H Range	I Rated Range (A. Max.)
DR333	4.40 x 4.00 x 3.20	0.47 - 1000	4.00 - 0.07
DR334	5.80 x 5.20 x 4.50	4.7 - 1000	2.50 - 0.18
DR335	7.70 x 7.00 x 5.00	1.8 - 1000	3.50 - 0.23
DR336	7.70 x 7.00 x 3.50	10 - 1000	1.44 - 0.14
DR337-1	9.90 x 9.00 x 4.00	10 - 560	2.40 - 0.32
DR337-2	9.90 x 9.00 x 5.40	8.2 - 820	2.70 - 0.24

SMD Inductor DR339 Series



Part No.	Size (LxWxH) mm	L μ H Range	I Rated Range (A. Max.)
DR339-1	9.0 x 6.1 x 5.0	0.47 - 100	6.0 - 0.47
DR339-2	13.2 x 9.9 x 6.0	0.47 - 330	10.6 - 0.76
DR339-3	19.4 x 13.3 x 6.8	0.47 - 100	16.0 - 1.4
DR339-4	22.2 x 15.0 x 7.8	0.47 - 100	19.2 - 2.0
DR339-5	13.2 x 9.9 x 5.08	1.0 - 47	5.0 - 0.8

SMD Inductor DR349 Series



Part No.	Size (LxWxH) mm	L μ H Range	I Rated Range (A. Max.)
DR349-3	4.5 x 3.2 x 3.2	1.0 - 330	1.05 - 0.090
DR349-4	5.6 x 5.0 x 5.0	1.0 - 10000	1.8 - 0.025

Inductors

Unshielded, SMT

SMD Wirewound Beads



Part No.	Impedance Ω		Rdc (m Ω)	I Rated Range (A. Max.)
	25MHz	100MHz		
DR352-1	25	38	0.60	0.50
DR352-2	50	76	0.90	0.50

SMD Inductor DR353 Series



Part No.	Size (LxWxH) mm	L μ H Range	I Rated Range (A. Max.)
DR353-2	3.2 x 2.5 x 2.0	1.0 - 560	1.0 - 0.060
DR353-4	4.5 x 3.2 x 2.6	1.0 - 33	1.08 - 0.310
DR353-5	5.7 x 5.0 x 4.7	0.12 - 10000	6.00 - 0.050
DR353-6	3.2 x 1.6 x 1.8	0.12 - 100	0.970 - 0.080

SMD Common Mode Choke SM503 Series



Part No.	Size (LxWxH) mm	L μ H Range	I Rated Range (A. Max.)
SM503 (Turns Ratio 1:1)	9.20 x 5.90 x 5.20	5.0 - 4700	0.2 - 0.5

Unshielded, Thru-Hole

Radial Lead Inductors & Chokes PT121, PT122, PT217 Series



Part No.	Size (Dia x H) mm	L μ H Range	I Rated Range (A. Max.)
PT121	8.00 x 11.20	100 - 33000	0.200 - 0.030
PT122	14.35 - 18.42 x 20.78	22 - 270	5.5 - 2.0
PT217	7.5 - 11.5 x 7.6 - 10.6	1.0 - 1500	8.4 - 0.19

High Current Toroidal Inductors PT123, PT224 Series



Part No.	Size (LxWxH) mm	L μ H Range	I Rated Range (A. Max.)
PT123	30.48 - 58.42 x 13.97 - 28.19 x 30.48 - 58.42	40.0 - 1000	17 - 3.5
PT224	20.0 - 40.0 dia. x 12.0 - 20.0 w.	20 - 12000	14 - 950

PT220, PT221, PT271 Series Inductors



Part No.	Size Dia x H	L μ H Range	I Rated Range (A. Max.)
PT220	Various Sizes	1.0 - 16.0	7.5 - 1.8
PT221	Various Sizes	0.5 - 8.0	3.0 - 1.0
PT271	Various Sizes	1.0 - 16.0	7.5 - 1.8

High Current, High Temp Toroidal Inductors



Part No.	Size (LxWxH) mm	L μ H Range	I Rated Range (A. Max.)
DR360	1.280 x 0.65	1.2 - 1000	38.7 - 2.9
DR361	0.95 - 0.55	1.2 - 1000	23.8 - 1.9
DR362	0.86 - 0.45	1.0 - 1000	21.7 - 1.6

SMT, DataLine Low Profile Choke

SMD Dataline Choke DR332 Series



Part No.	Inductance	DCR (Ω Typ)	Rated Current (A Max.)
DR332-1-502C	5uH +/- 30% @ 100KHz	0.10	1.0
DR332-1-113C	11uH +/- 30% @ 100KHz	0.12	0.5
DR332-1-253C	25uH +/- 30% @ 100KHz	0.13	0.5
DR332-1-253D	25uH +/- 30% @ 100KHz	0.13	0.5
DR332-1-513C	51uH +/- 30% @ 100KHz	0.16	0.5
DR332-1-513D	51uH +/- 30% @ 100KHz	0.16	0.5
DR332-1-474C	470uH +/- 30% @ 100KHz	0.20	0.5
DR332-1-105C	1.0mH -30/+50% @ 100KHz	0.20	0.5
DR332-1-225C	2.2mH -30/+50% @ 10KHz	0.40	0.4
DR332-1-475C	4.7mH -30/+50% @ 10KHz	0.55	0.2
DR332-2-502C	5mH +/- 30% @ 100KHz	0.100	1.2
DR332-2-602C	6uH +/- 30% @ 100KHz	0.022	2.5
DR332-2-602D	6uH +/- 30% @ 100KHz	0.022	2.5
DR332-2-113C	11uH +/- 30% @ 100KHz	0.120	0.8
DR332-2-253C	25uH +/- 30% @ 100KHz	0.130	0.8
DR332-2-253D	25uH +/- 30% @ 100KHz	0.130	0.8
DR332-2-513C	51uH +/- 30% @ 100KHz	0.160	0.8
DR332-2-513D	51uH +/- 30% @ 100KHz	0.160	0.8
DR332-2-104C	100uH +/- 30% @ 100KHz	0.200	0.5
DR332-2-474C	470uH +/- 30% @ 100KHz	0.200	0.7
DR332-2-105C	1.0mH -30/+50% @ 100KHz	0.200	0.7
DR332-2-225C	2.2mH -30/+50% @ 10KHz	0.400	0.5
DR332-2-475C	4.7mH -30/+50% @ 10KHz	0.550	0.4

Flat Wire

Flat Wire Inductors DR79892 and DR79893



Part No.	Size (LxWxH) mm	L μ H Range	I Rated Range (A. Max.)
DR79892	29 x 29 x 29.5	4	25
DR79893	43 x 43 x 50	45	40

Inductors

RF Magnetics

SMD Inductor DR349 Series



Part No.	Size (LxWxH) mm	L μ H Range	I Rated Range (A. Max.)
DR349-1	3.2 x 2.5 x 2.2	0.010 - 220	0.450 - 0.050
DR349-2	4.5 x 3.2 x 3.2	0.10 - 100	0.818 - 0.055
DR349-6	2.5 x 2.0 x 1.8	0.010 - 8.20	0.530 - 0.060

SMD Inductor DR353 Series



Part No.	Size (LxWxH) mm	L μ H Range	I Rated Range (A. Max.)
DR353-1	3.2 x 2.5 x 2.0	0.10 - 560	0.700 - 0.040
DR353-3	4.5 x 3.2 x 2.6	1.0 - 2200	0.500 - 0.030

SMD Inductor DR354 Series



Part No.	Size (LxWxH) mm	L nH Range	I Rated Range (A. Max.)
DR354-1	1.80 x 1.12 x 1.02	1.6 - 270	0.700 - 0.170
DR354-2	2.29 x 1.73 x 1.52	2.2 - 820	0.600 - 0.180
DR354-3	2.92 x 2.79 x 2.03	10 - 10000	1.000 - 0.160
DR354-4	3.56 x 2.92 x 2.23	10.0 - 4700	1.000 - 0.230

SMD Air Core Inductor DR355 Series



Part No.	Size (LxWxH) mm	L nH Range	I Rated Range (A. Max.)
DR355-1	3.66 x 3.05 x 3.18	2.5 - 18.5	4
DR355-2	6.86 x 3.05 x 3.18	17.5 - 43.0	4
DR355-3	4.95 x 3.81 x 4.20	22 - 120	3.0 - 1.5
DR355-4	10.55 x 6.35 x 5.97	90 - 5380	3.5 - 2.0



Left Precision winding equipment is used to insure compliance to customer specifications and tolerances. **Above** Microelectronics assembly lines dedicated to custom magnetics production.

Transformers

Switching Power and DC-DC Converter

SMD Current Sense Transformers



Part No.	Current Rating	Turns Ratio ($\pm 2\%$)	Ls (μH) (Typ.)
CT317	6	1:20 to 1:200	100 to 11000
CT319	20	1:20 to 1:200	100 to 12200
CT320	35	1:20 to 1:200	300 to 29000
CT321	10	1:20 to 1:200	100 to 12200
CT322	20	1:20 to 1:200	100 to 12200
CT323	20	1:20 to 1:200	100 to 12200

Transformers, Gate Drive and Pulse, SMT



Part No.	Turns Ratio	OCL (Pri.)	ET V μ sec (Nom.)
SM76760	2:1:1:1	330 μH min.	22.2
SM76922	1:1.5	370 μH	20
SM76924	1:1	370 μH	19.5
SM76925	1:1:1	330 μH	21.1
SM77121	1:2CT	2.0 mH	4
SM77154	2:1:1	700 μH	12

PT272 Series Current Sense Transformers



Part No.	Turns Ratio	Secondary Inductance (mH)	Secondary DCR (Ω Max.)	1 Turn Primary Peak Sense Current (Amps Max.)
PT27210	1:50	5.0	0.70	20
PT27211	1:100	20.0	1.40	20
PT27212	1:200	80.0	4.50	20
PT27213	1:300	180.0	11.0	20
PT27214	1:50CT	5.0	0.70	20
PT27215	1:100CT	20.0	1.40	20
PT27216	1:200CT	80.0	4.50	20
PT27217	1:300CT	1.8	11.0	20

RF Wideband

SMD Inductor PT108 Series



Part No.	Pri: Sec ($\pm 2\%$)	Bandwidth (MHz Typ.)			Insertion Loss (dB Typ.)
		3dB	2dB	1dB	
PT108-0	1:1	>1800	To 1500	0.1 - 800	0.1
PT108-1	1:1	1.5 - 850	4.4 - 800	4.5 - 460	0.8
PT108-3	1:1	1.5 - 500	2.5 - 300	5.0 - 250	0.9
PT108-4	1:2CT	0.6 - 300	1.0 - 280	2.0 - 250	0.7

Flat Wire

Flat Wire Transformer DR79894



Part No.	Size (LxWxH) mm	L μH Range	Rated Current (A)
DR79894	75 x 41 x 71	50	65



Left CAD/CAM System for the design of magnetic components and specialized assemblies with 3-D modeling and simulation technology.

Above Environmental burn-in test units screen components under severe temperature, humidity, vibration and shock conditions.

Transformers

Flyback


Flyback Transformers PT79262, PT7963, SM79307



Part No.	Turns Ratio	DCR	Ls	Voltage Rating (V)	Reference Design
PT79262	1:0.134 ±2%	4.8Ω max (1-3); 220mΩ (5-7)	3.3mH ±15% @ 1kHz; 4.4uH@100kHz	N/A	On Semi NCP1014AP100
PT79263	1:1 ±2%	183mΩ (4-2); 191mΩ (3-1); 377mΩ (8-5)	350uH ±10% @ 1kHz; 11uH @ 100kHz	N/A	On Semi NCP1216P100
SM79307	1:44 ±3%	0.012Ω (1-8); 0.55Ω(4-5) = (3-6)	5.0uH ±0.5uH	N/A	N/A

LAN Modules and Filters

1000 Base-T Transformer Designed for Gigabit Ethernet (Meets IEEE 802.3ab)



Part No.	Insertion Loss (dB Max.) (1-100MHz)	Return Loss (dB Max.) (1-100MHz)	Differential to Common Mode Rejection (dB Min.)	Cross Talk (dB Min.)	Hipot Vrms for Leakage (0.5mA Max.)
NT79076	-1.1	-16 to -10	-40 to -30	-40 to -30	1500

Reference Design

SM76315 Reference Design Transformer



Part No.	Turns Ratio	OCL (@ 100kHz, 1V)	DCR (Ohms Max.) (1-2, 2-3, 3-4)	DCR (Ohms Max.) (6-10)	Reference Design (Silicon Laboratories)
SM76315	40:8:8:8 ±1%	107uH ±10%	0.080	1.00	Si320M, Si3215M Si3216M

Telecommunications

Transformers, ADSL, SMT



Part No.	Turns Ratio	OCL	THD Linearity	Longitudinal Balance	Isolation Voltage
SM500 Series	1 : 1	1mH - 10mH	--	--	850 VDC
SM531-1	1 : 1.27	1.80mH min.	-80dB typ. @ 30kHz	50dB min.	1500 VDC
SM561-1	1 : 1 : 1	1.75mH min.	-80dB typ. @ 30kHz	50dB min.	1500 Vrms
SM75726	3.3 : 1	800uH	-80dB max. @ 100kHz, 5.32V	60dB min.	1500 Vrms

Transformers


Telecommunications

Transformers, ADSL, Thru Hole



Part No.	Turns Ratio	OCL	THD Linearity	Longitudinal Balance	Isolation Voltage
PT532-1	1:1.27	1.80mH min.	-80dB typ. @ 30kHz	50dB min.	1500 VDC
PT541-1	2:1	410µH ±10%	-72dB typ. @ 20kHz	50dB min.	1500 Vrms
PT31301	1:1	440µH	-70dB typ. @ 40kHz	40dB typ.	2000 Vrms

V.22bis Modem Transformers Reference Designs




Part No.	Impedance (ohms)	Turns Ratio	Insertion Loss (dB)	Frequency Response (dB)	Reference Design (Teridian Model)
LM72019	600	1:1 ±2%	2 ±0.5dB	±2.5	73M1903, 73M2901
PT79281	600	1:1 ±2%	1.90 @ 1Hz	±0.15	73M1903, 73M2901

Telecom Magnetics Reference Designs





Part No.	Turns Ratio	OCL (@ 100kHz, 1V)	Leakage Inductance (@ 4MHz, 1V)	Interwinding Capacitance (@ 1MHz)	Reference Design Conexant Smart
SM7750	1:2 ±2%	40uH Min	8uH Max	10pF Max	HSF FF2A
SM7751	1:2 ±2%	40uH Min	7uH Max	10pF Max	HSF FFI
SM7600	1:2.6 ±2%	40uH Min	8uH Max	10pF Max	HSF FFI

Transformers, Telecom, SMT and Thru Hole



Part No.	Pri/Sec Ω	Turns Ratio	Shunt Inductance	Leakage Inductance	Dielectric Strength
SM501 SMT	600/600	1:1	3.8H min.	6-7mH	4600 Vrms
LM302-1 Thru Hole	600/600	1:1	2.8H min.	14mH	6500 Vrms

Below Computerized wire-winding equipment for gages to 56 AWG (thinner than human hair).
Right Machine shop provides custom advanced tooling and packaging solutions.





Mission-critical custom magnetics solutions


Established in 1971, Datatronic is a global leader in the development of innovative magnetics technologies and products supported through world class manufacturing, total quality management, responsive service and superior value. The company consists of two separate business units: Datatronic Distribution, Inc., and Datatronics Romoland, Inc.

Datatronic Romoland's broad product line finds application in a wide range of industries:



- Aerospace
- Avionics
- Medical Devices
- Military
- Telecommunications
- Data Communications
- Instrumentation
- Controls

The company is widely recognized for its expertise in micro-electronics technology, with capabilities that include engineering, advanced materials, environmental testing, optical inspection, precision fine wire winding and much more.



- Switching Transformers
- Telecom Transformers
- Hi-Voltage Transformers
- LAN Modules and Filters
- Power Inductors
- RF Magnetics
- Fine Wire Magnetics (as low as 56 AWG)

Missiles and Space

With our advanced design and manufacturing capabilities, we have a long history of successfully supporting high technology programs and products, including the Delta Rocket, Space Shuttle, Space Station, Cruise Missile, Navstar Global Positioning System

(GPS), Iridium Satellite System, Cassini Space Probe, Pluto New Horizons Space Probe and many more.

Military, Ground, Air, Sea

We also support various military programs such as SINCGARS Radio, SLAM Anti-Tank Mine, MIL-LINS Navigational System (multi-platform), MIL-STD-1553 Databus (multi-platform) and Night-Vision Goggles as examples. The Night Vision Goggles require miniature high voltage transformers that utilize our fine wire technology (as small as #56 AWG), which enables the manufacture of the smallest high voltage transformers available in the industry for compact equipment.

- MIL-PRF-27
- MIL-PRF-21038
- MIL-STD-981
- NASA Space Station Approved
- ISO 13485:2016
- AS9100D



Life Support Medical Devices

Datatronics is the major supplier of magnetics to the multiple manufacturers of defibrillators, pacemakers and pacemakers with built-in defibrillators, and other mission critical life support products. Our ability to design and manufacture miniature and micro-miniature high voltage transformers with fine wire technology is essential to our customer's success in building their smallest medical products.

Transformers

Military 1553 Data Bus Interface

4260-1647 Series



Part No.	DESC P/N	Turns Ratio	Primary	Secondary	Impedance	Height (Max. In.)	RDC Ohms (Max.)
4260-1647-21	M21038/27-01	1CT : 1CT +/-3%	1-3	4-8;	(1-3) 4000	.300	1-3 3.0
		1CT : .707CT +/-3%	1-3	5-7			4-8 3.0
4260-1647-22	M21038/27-02	1.4CT : 1CT +/-3%	1-3	4-8;	(1-3) 7200	.250	1-3 3.5
		2CT : 1CT +/-3%	1-3	5-7			4-8 3.0
4260-1647-23	M21038/27-03	1.25CT : 1CT +/-3%	1-3	4-8;	(1-3) 4000	.250	1-3 3.0
		1.66CT : 1CT +/-3%	1-3	5-7			4-8 3.0
4260-1647-24	M21038/27-04	2.3CT : 1CT +/-3%	4-8	1-3	(5-7) 3000	.300	1-3 1.2
		3.2CT : 1CT +/-3%	5-7	1-3			4-8 3.0
4260-1647-25	M21038/27-05	1 : 1.41	1-2	3-4	(3-4) 3000	.250	1-2 2.2 3-4 2.7
4260-1647-26	M21038/27-06	1CT : 1CT +/-3%	1-5	2-6	(1-5) 3000	.250	1-5 2.5 2-6 2.8
4260-1647-27	M21038/27-07	1CT : 1.41CT +/-3%	1-5	2-6	(2-6) 300	.250	1-5 2.2 2-6 2.7
4260-1647-28	M21038/27-08	1CT : 1.66CT +/-3%	1-5	2-6	(2-6) 3000	.250	1-5 1.5 2-6 2.4
4260-1647-29	M21038/27-09	1CT : 2CT +/-3%	1-5	2-6	(2-6) 3000	.250	1-5 1.3 2-6 2.6

High Voltage Flyback



Part No.	Turns Ratio	Secondary Voltage	Wattage
4260-2880	1 : 190	500	1
4283-1050	1 : 36	1250	.045
4283-1200	1 : 80	2000	30
4283-1250	1 : 80	2000CT	30
4283-2XXX	Various	Various	0.4

Low Profile Flyback

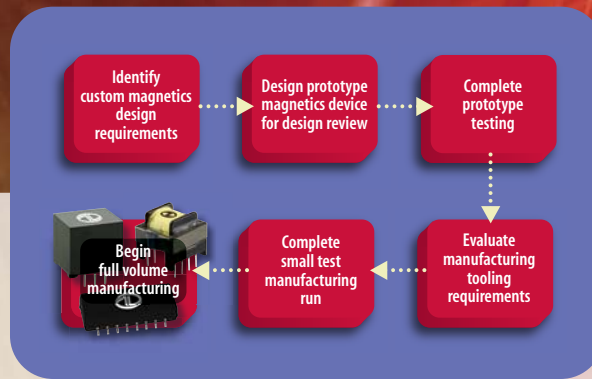


Part No.	Turns Ratio	Secondary Voltage	Wattage
4260-2757	1:6	300	10



Left Real Time CT Scanning X Ray
Below Precision equipment is used to insure compliance to customer specifications and tolerances.





Creating a perfect fit with Custom Design MagNETics

Datatronics specializes in advanced, custom designed magnetics for a wide range of applications and industries.

Let us explore how we can help you best. Datatronics has developed its own online MagNETics Custom Design Tool Set that is available on our web sites to help speed up the process. You'll find interactive work sheets online that will take you through the first steps of our custom design process.

- Our capabilities include magnetics for medical life support, mil/aero and space vehicles, portable devices and more.
- Our experts will work with you step-by-step to develop a cost-effective solution that meets your application's requirements.
- We'll move you rapidly through the process, from design to prototyping to validation to specification to manufacturing to delivery.
- We can even manufacture to your own existing magnetics specifications and offer ideas for improvement or cost-savings.

Alternate Sourcing Strategies

Due to the complexities of circuit design and the highly customizable nature of magnetic components, such as transformers and inductors, they are often overlooked by OEMs when it comes to alternate or second source strategies. Magnetic components can be difficult to specify in the first place, and once a supplier is in place there is often a concern that bringing in a second source could be a time-consuming and expensive process.

The consequences, however, of relying on a single source supplier for a critical magnetic component (a custom or semi-custom device not available off-the-shelf from multiple sources) can leave OEMs in a vulnerable position. There are three possible sources of problems.

- **Competitive Prices:** When you sole-source, the supplier knows there are barriers to substitution that diminish your negotiating strength.
- **Responsive Service:** When you sole-source, the supplier knows that you will wait, because you have nowhere else to go if there is a problem.
- **Delivery Lead Times:** When you sole-source, you really can't be sure that you are receiving the shortest lead-time available.

If there are compelling cost reasons to use a large, multi-product supplier, then most OEMs will definitely do so and justifiably so. The question is, "How can you reduce the risk of purchasing all your special or custom magnetic components from a company in which magnetics is not its core competency or primary business focus?" The answer is to develop an alternative, second source relationship with a true magnetics company such as Datatronics.





web datatronics.com

USA Datatronics

telephone 951.928.7700

fax 951.928.7701

mail 28151 Highway 74, Menifee, California, 92585 USA

ASIA Datatronics Ltd.

telephone 852.2564.8477 | 852.2562.3858

fax 852.2565.7214 | 852.2563.1290

mail 499 King's Road, 19th Floor, North Point, Hong Kong

EUROPE Datamax France

telephone 33.1.60265200

fax 33.1.60268466

mail 32, Rue De Verdun, Zone Industrielle, Batiment 6, 77181 Le Pin, France