

SMD Current Sense Transformer CT320 Series

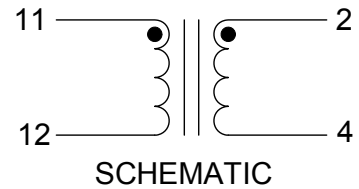
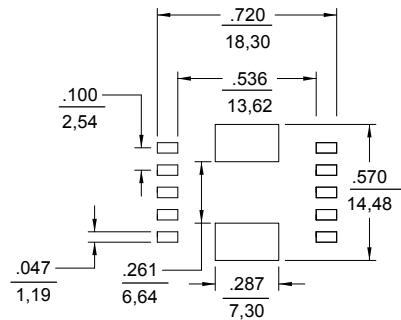
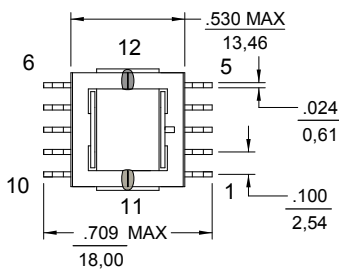


Features

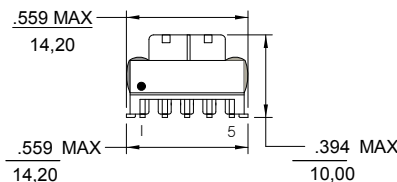
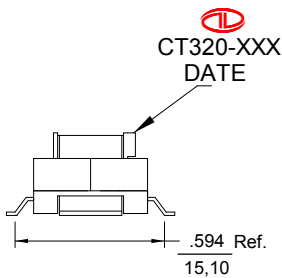
- Rated for 35 amps RMS Max.
- Operating Frequency: 50kHz to 500kHz
- Operating Temperature: -40°C to +130°C
- Pick and Place Design
- Tape and Reel Available
- Tinned Leads with Leaded Solder is Available (note 6)

Datatronics Part Number	Turns Ratio (± 2%)	Secondary Inductance (mH TYP)	Primary DCR (mΩ TYP)	Secondary DCR (Ω TYP)	HiPot (Vrms)
CT320-020	1:20	0.30	0.28	1.40	500
CT320-030	1:30	0.66	0.28	2.10	500
CT320-040	1:40	1.20	0.28	2.80	500
CT320-050	1:50	2.00	0.28	3.50	500
CT320-060	1:60	3.00	0.28	4.20	500
CT320-070	1:70	3.90	0.28	4.90	500
CT320-100	1:100	7.50	0.28	7.00	500
CT320-125	1:125	12.00	0.28	8.75	500
CT320-200	1:200	29.00	0.28	14.00	500

Mechanical Specifications



SUGGESTED PAD LAYOUT



Notes:

- 1.) All dimensions are in inches/mm
Tolerance: ±0.010/0,25 unless otherwise specified
- 2.) Inductance tested at 10 kHz, 0.1Vrms
- 3.) Coplanarity: 0.004/0,102
- 4.) Packaging 600 pcs / carton
- 5.) Terminating resistor (R_T) calculated:
 $R_T = (N_{\text{TURNS}} / I_{\text{PRI}}) * V_{\text{REF}}$
- 6.) For Non-RoHS parts, replace CT prefix with -42 e.g. CT320 becomes 42-320
- 7.) Terminal finish compliant to RoHS requirements. Solder in accordance with J-STD-020D