


## TELECOM MAGNETICS SM75571

### Features

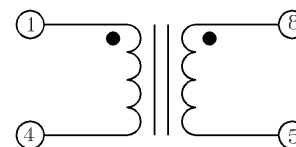
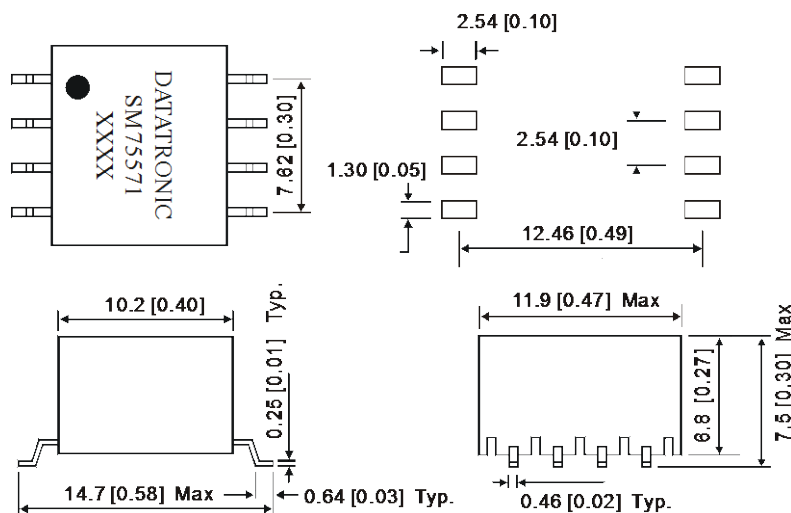
- Designed for use Conexant SMART HCF FFI Chipset
- UL1950 / EN60950
- SMT package



### ELECTRICAL SPECIFICATIONS AT 25°C

URNS RATIO (1-4) : (5-8)	1 : 2±2%
OCL @100kHz, 1V (1-4)	40μH MIN
LEAKAGE INDUCTANCE @4MHz, 1V	7μH MAX
INTERWINDING CAPACITANCE @1MHz	10pF MAX
DCR (1-4)	0.2Ω MAX
DCR (5-8)	0.4Ω MAX
HIPOT PRIMARY & SECONDARY 1 MINUTE	1500VRMS

### OUTLINE DIMENSIONS



**SCHEMATIC**

#### Notes:

1. All dimensions are in inches and typical unless otherwise specified.
2. Coplanarity: ±.004
3. For non-RoHS parts replace SM prefix with 42- (e.g. SM75571 becomes 42-75571)
4. Terminal finish is compliant to RoHS requirements. Solder in accordance with J-STD-020C